hidroten®

Sistemas y Tecnología del agua / *Water System Technology* / Système et Technologie de l'eau

PVC check valve (with spring)./Foot

Family 16

Hidroten, S.A. with their families of check valves nº 13, 15 and 16, offer the widest range of solutions for water treatment available at the moment on the market.

A catalogue of products which are constantly updated thanks to the development of new models in our R&D Department.

AENOR Empresa Registrada ER-1862/2000

ISO 9001

PVC.Pres.glued fittings.
PVC.Pres.glued-thread fittings.
NETVITC® Flange-coupling.
Flanges and Adaptors.
Clamp saddles.
GFRP. Hinged
P.P. Threaded
P.P. Fittings.
Butterfly valve
B.V. NETVITC SYST
Ball valves.
SYSTEM® Check valves.
NETWELL® Aspiration valves
Lineal check valve.
Check (non return) valve with spring.
Drip irrigation.
Micro-irrigat. fittings.
Filter.
Fluids display socket.
PVC. Glue and cleaner.

NETWELL SYSTEM

MANUFACTURED IN THE U.E. FOR HIDROTEN, S.A.,UNDER IT LICENSES AND TECHNOLOGY OF NETWELL SYSTEM®

Perfect retention.

Generic applications:

-The PVC Check valve (with spring) manufactured in P.V.C. are valves which when inserted in a conduction permit a flow of water in the same direction. It should be installed in situations where a back flow is undesirable.

-The wide range of check valves by Hidroten, (families 13,15 and 16) permit the selection of the most appropriate option for the work to be carried out.

-The footed check valve is a special type of retaining valve should be installed in the base of the suction piping of the pump, so as to avoid emptying of the impulse conduction. The valve entrance is protected with a mesh to avoid the entrance of organic elements among other things.

-Can be connected to P.V.C. piping (UNE-U 1452) and to those in P.E. (UNE-EN 53-131).

-Ideal for use in Agriculture, Swimming pools and Industry (depending on fluids to be manipulated).

Nominal pressures:

Ø 20 to 63 mm	PN = 16 bar.	232 psi
Ø 75 to 110 mm	PN = 10 bar.	145 psi

Recommendations:

- Excess glue should be cleaned from the sleeves to avoid damage or abnormalities to the functioning of the valve.

- The valve should be dismantled for cleaning to avoid clogging of the spring rails guides.

Nomenclature and Materials

1.- O'rings (EPDM-optional VITON)
2.- Spring INOX 302; Optional paint in PTFE
3.- Sleeves (U-PVC)
4.- Nuts (U-PVC)
5.- Clossing cone (U-PVC)
6.- Main Body (U-PVC)
7.- Teflon site (U-PVC)

NBR (Nitrile rubber)
INOX (302 Stainless Steel)
U-PVC (Unplasticed Poly Vinyl)
EPDM (Ethylene-Propylene-Polymer)

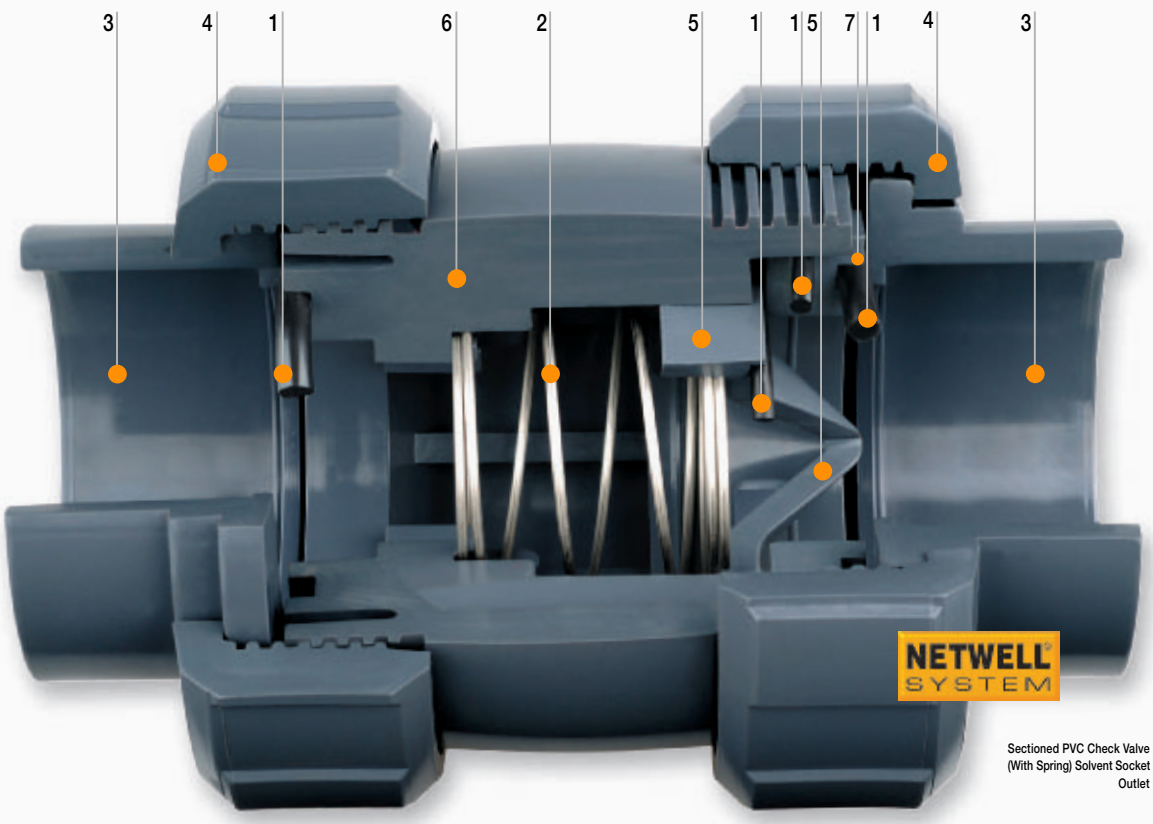

Sectioned PVC Check Valve
(With Spring) Solvent Socket
Outlet

Basic Characteristics:

-Nominal diameters from 15 to 80 mm in their different outlets.

-Easy installation and maintenance.

-Can be used indistinctly in horizontal or vertical positions.

Pressure/Temperature

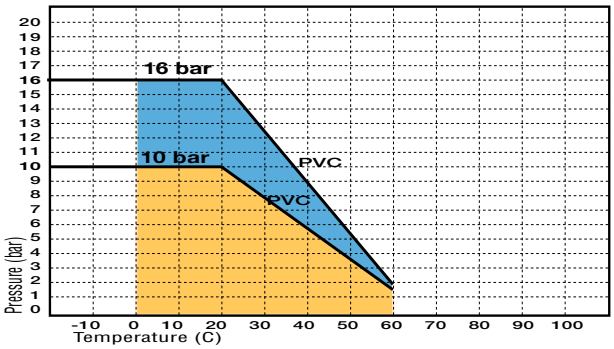

Loss of load

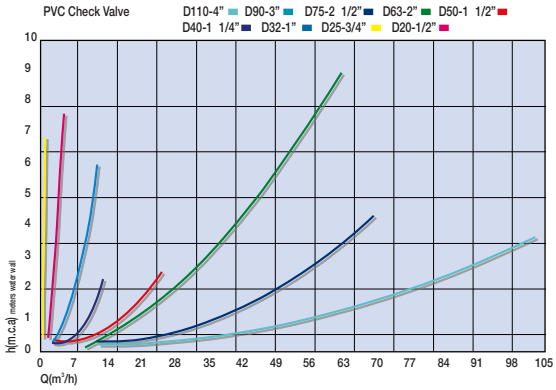

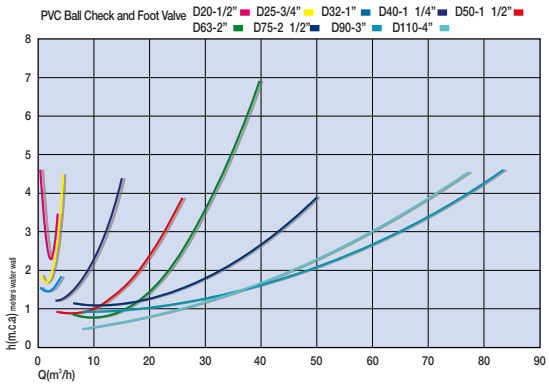

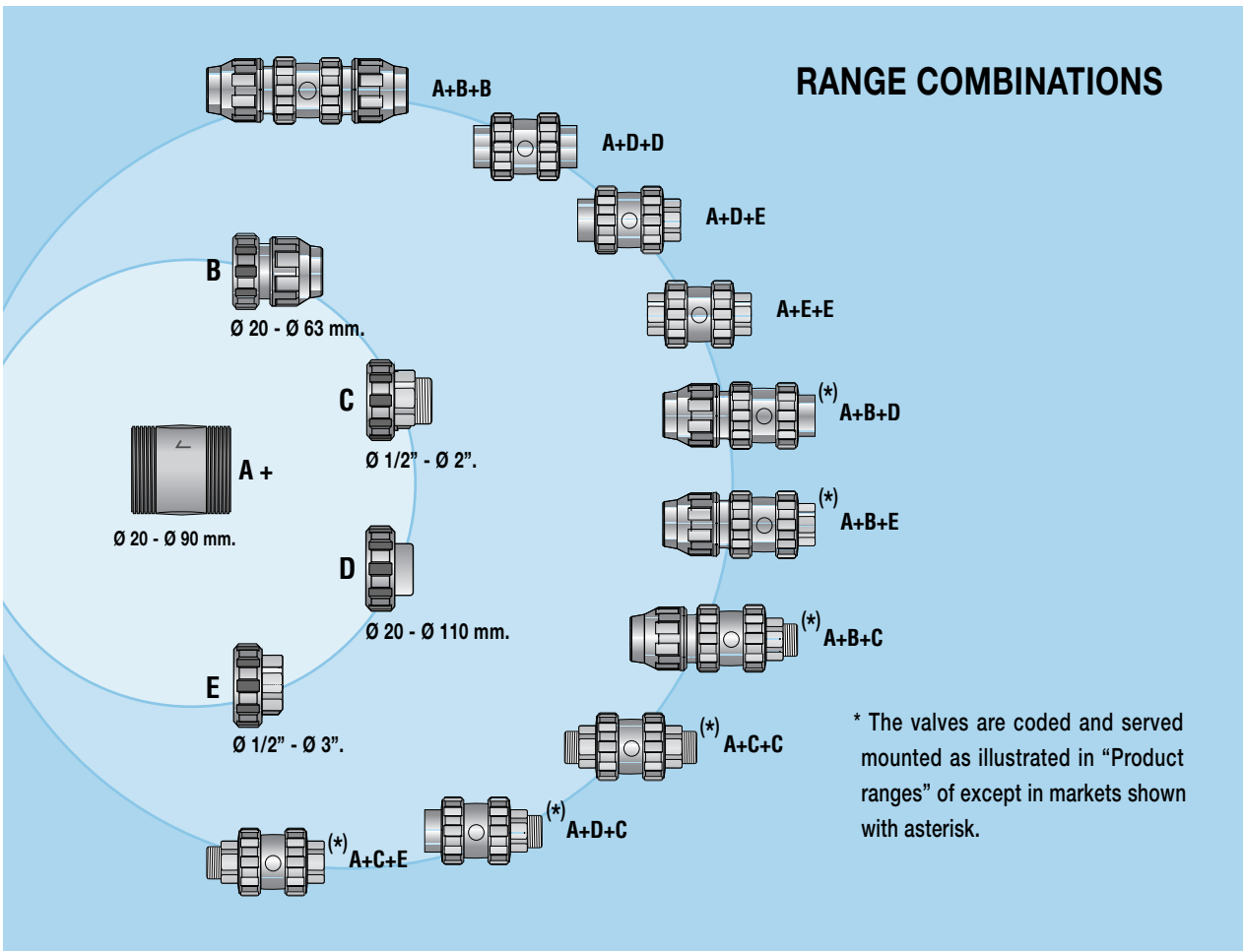

PVC CHECK VALVE (WITH SPRING)./FOOT

RANGE OF PRODUCTS:

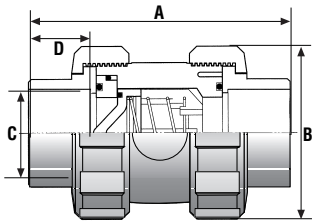

PVC Check Valves
Solvent Socket.

EPDM CODE	VITON CODE	MEAS. C	D.N.	WEIGHT GRS UNIT	A	B	D
16001	16501	20	15	131	85	52	17
16002	16502	25	20	174	95	59	19
16003	16503	32	25	282	120	69	24
16004	16504	40	32	471	133	85	26
16005	16505	50	40	677	150	99	31
16006	16506	63	50	1.090	177	116	38
16007	16007	75	65	2.616	216	150	44
16008	16508	90	80	4.194	257	178	51
16059	16559	110	80	4.435	286	178	61

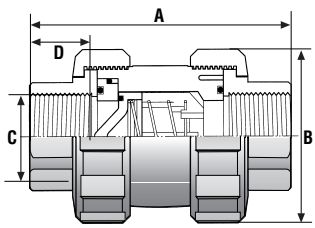

PVC Check Valves
Female Thread Outlet.

EPDM CODE	VITON CODE	MEAS. C	D.N.	WEIGHT GRS UNIT	A	B	D
16011	16511	1/2”	15	139	90	52	19
16012	16512	3/4”	20	181	100	59	22
16013	16513	1”	25	296	123	69	25
16014	16514	1 1/4”	32	497	135	85	28
16015	16515	1 1/2”	40	712	155	99	34
16016	16516	2”	50	1.125	163	116	30
16017	16517	2 1/2”	65	2.683	205	150	33
16018	16518	3”	80	4.320	231	178	36

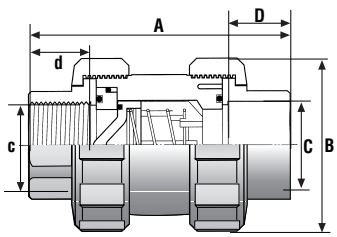

PVC Check Valves
Mixed Outlet.

EPDM CODE	VITON CODE	MEAS. cxC	D.N.	WEIGHT GRS UNIT	A	B	D	d
16021	16521	1/2”-20	15	135	88	53	17	19
16022	16522	3/4”-25	20	177	97	59	19	22
16023	16523	1”-32	25	289	121	69	24	25
16024	16524	1 1/4”-40	32	484	134	85	26	28
16025	16525	1 1/2”-50	40	696	153	99	31	34
16026	16526	2”-63	50	1.111	169	116	38	30
16027	16527	2 1/2”-75	65	2.649	211	150	44	33
16028	16528	3”-90	80	4.258	346	178	51	36

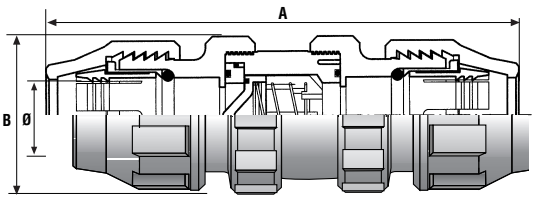

PVC Check Valve
Fitting Outlet.

EPDM CODE	VITON CODE	MEAS. Ø	WEIGHT GRS UNIT	A	B
16031	16531	20-20	200	170	52
16032	16532	25-25	285	175	59
16033	16533	32-32	456	215	69
16034	16534	40-40	755	244	85
16035	16535	50-50	1.001	252	99
16036	16536	63-63	1.723	320	116

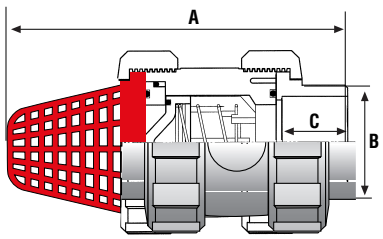

PVC Ball Check and Foot Valve. Solvent Socket Outlet (With Spring).

EPDM CODE	VITON CODE	MEAS.	D.N.	WEIGHT GRS UNIT	A	B	D
16101	16601	20	15	123,40	104	52	17
16102	16602	25	20	160,40	116	59	19
16103	16603	32	25	265,70	145	69	24
16104	16604	40	32	435,30	163	85	26
16105	16605	50	40	650	173	99	31
16106	16606	63	50	1.000	206	116	38
16107	16607	75	65	2.500	269	150	44
16108	16608	90	80	4.000	312	178	51
16179	16679	110	80	4.235	325	178	61

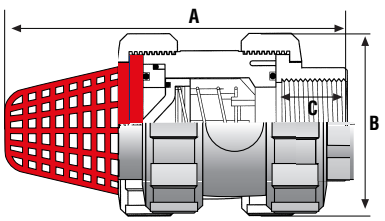

PVC Ball Check and Foot Valve
Female Threaded Outlet (With Spring).

EPDM CODE	VITON CODE	MEAS. C	D.N.	WEIGHT GRS UNIT	A	B	C
16111	16611	1/2”	15	127	106	52	19
16112	16612	3/4”	20	164	118	59	22
16113	16613	1”	25	272	147	69	25
16114	16614	1 1/4”	32	448	164	85	28
16115	16615	1 1/2”	40	682	175	99	34
16116	16616	2”	50	1.075	200	116	30
16117	16617	2 1/2”	65	2.400	260	150	33
16118	16618	3”	80	4.120	303	178	36

PVC Ball Check and Foot Valve, Fitting Outlet (With Spring).

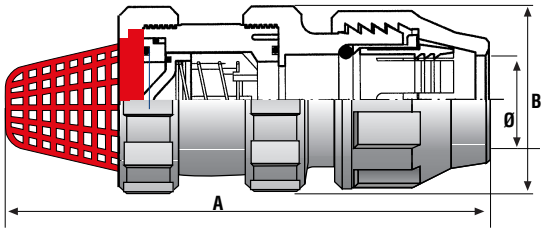

EPDM CODE	VITON CODE	MEAS. Ø	WEIGHT GRS UNIT	A	B
16221	16721	20	158	146	52
16222	16722	25	216	156	59
16223	16723	32	352	193	69
16224	16724	40	578	219	85
16225	16725	50	750	224	99
16226	16726	63	1.023	276	116

Screen.

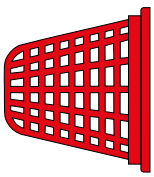

CODE	MEAS. Ø	WEIGHT GRS UNIT
16411	20	6
16412	25	8
16413	32	10
16414	40	17
16415	50	20
16416	63	30
16417	75	190
16418	90	210

RANGE COMBINATIONS:

Main Body.



EPDM CODE	VITON CODE	MEAS.	D.N.	WEIGHT GRS UNIT
16401	16801	20	15	60
16402	16802	25	20	74
16403	16803	32	25	145
16404	16804	40	32	229
16405	16805	50	40	297
16406	16806	63	50	495
16407	16807	75	65	1495
16408	16808	90	80	2249

(With Spring - Cone Closure EPDM Seals)

RANGE COMBINATIONS:

Solvent Socket Outlet.

EPDM CODE	MEAS.	WEIGHT GRS UNIT
11801	20	36
11802	25	49
11803	32	68
11804	40	122
11805	50	191
11806	63	295
11807	75	554
11808	90	967
11809	110	1087

Female Threaded Outlet.

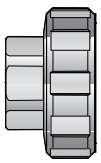

EPDM CODE	MEAS.	WEIGHT GRS UNIT
11821	1/2”	40
11822	3/4”	53
11823	1”	74
11824	1 1/4”	135
11825	1 1/2”	209
11826	2”	316
11827	2 1/2”	574
11828	3”	1038

Male Threaded Outlet.

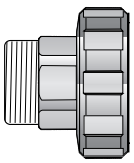

EPDM CODE	MEAS.	WEIGHT GRS UNIT
11831	1/2”	46
11832	3/4”	63
11833	1”	92
11834	1 1/4”	167
11835	1 1/2”	259
11836	2”	400

Fitting Outlet.

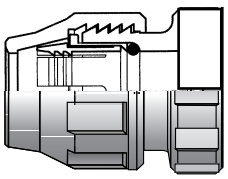

EPDM CODE	VITON CODE	MEAS.	WEIGHT GRS UNIT
11841	11851	20	71
11842	11852	25	106
11843	11853	32	155
11844	11854	40	263
11845	11855	50	351
11846	11856	63	614

PVC CHECK VALVE (WITH SPRING)/FOOT MANUFACTURED IN E.U. UNDER ISO 9002 QUALITY SYSTEM BY HIDROTEN, S.A. LICENSE AND TECHNOLOGY OF NETWELL SYSTEM IS REGISTERED MARK AND PROPERTY OF S.N.S.A.

12-M EDICIÓN 01-06

Acces. presión encolar, PVC
Acces. presión mixtos PVC
Bridas y enlaces NETVITC®
Bridas y Portabridas
Collarines toma
Collarines bisagra. PPFV
Accesorios roscados, P.P.
Acc. para tubos de polietileno
Acc. latón para tubos de polietileno
Válv. mariposa.
Válv. mariposa NETVITC SYSTEM®.
Válvulas de bola
Válv. de retención SYSTEM®
Válv. aspiración NETWELL®
Válv. de retención lineal.SYSTEM/NETVITC®
Válvula antirretorno de enlace
Ventosas NET®
Goteros
Acces.microirrigación
Filtros
Visor de líquidos
Adhesivo PVC

PVC.Pres. glued fittings.
PVC. Pres.glued-thread fittings
NETVITC® Flange-coupling
Flanges and Adaptors
Clamp saddles.
GFRP. Hinged sleeves.
P.P. Threaded fittings.
P.P. Fittings.
Butterfly valves.
Butterfly valves NETVITC SYSTEM®.
Ball valves.
SYSTEM® Check valves
NETWELL® Aspiration valves
Lineal check valve.
Check (non return) valve with spring
NET® Air Relief
Drip irrigation
Micro-irrigat. fittings
Filter.
Fluids display socket
PVC. Glue and cleaner

Acc. Pression à coller, PVC
Acc. Pression mixtes PVC
Brides et unions NETVITC®
Brides et porte brides
Colliers de prise
Colliers charnière, PPFV
Accessoires filetés, P.P.
Acces. pour tuyauteries P.E.
Vanne de retenue linèal.
Vannes de retenue SYSTEM®
Vannes de aspiration NETWELL®
Robinets spheriques
Vannes à papillon.
Vannes à papillon NETVITC SYSTEM®.
Goutte à goutte
Vannes de dégagement d'air NET®
Acc. Micro irrigation
Filtres
Voyant de controle
Colle et decapant PVC

hidroten®
Sistemas y Tecnología del agua/*Water System Technology*

HIDROTEN,S.A.
Polig. I. Plá Vallonga, c/ 7
03006 ALICANTE (Spain)
Phone: 965 11 42 82
Fax: 965 11 48 62

INTERNATIONAL
Phone: +34 965 11 42 82
Fax: +34 965 11 48 62

http://www.hidroten.es
e-mail:
export@hidroten.es

NETWELL SYSTEM

NETWELL SYSTEM® es marca registrada y propiedad de S.N.S.A.
Productos fabricados en la U.E. por **HIDROTEN,S.A.** bajo licencia y tecnología de S.N.S.A.
NETWELL SYSTEM® is registered mark and property of S.N.S.A.
Manufactured in the U.E.for **HIDROTEN,S.A.** , under it licenses and technology of S.N.S.A.
NETWELL SYSTEM® marque deposée et propriété de S.N.S.A.
Fabriqué dans l'U.E. par **HIDROTEN,S.A.** ,avec licence et technologie de S.N.S.A.

HIDROTEN,S.A. EMPRESA COLABORADORA EN LA PROTECCION DEL MEDIO AMBIENTE.
HIDROTEN,S.A. COLABORATES IN THE PROTECTION OF THE ENVIRONMENT.

DEPARTAMENTO PUBLICIDAD HIDROTEN,S.A.